

Enviowash Tutorial



100% recycle water based paints.




Kit layout




Connect a water hose and clean brushes in the enviro sink



Brush washed



Once fill level is achieved then start the process of adding contents



Add part of the mixture



Part A



Stir the mixture in fully




Part two



Add part two





Stir in fully



In 30 mins the paint will separate form the water



Produce clear water for reuse



Manual pump the water and reuse for dust suppression



Pump the sludge into the compartment provided



Pumps set at different levels for sludge and water





Empty content into jelly moulds



Jelly moulds, the contents go rock hard and then given to the school to decorate.



The content goes rock hard then given to the school to decorate.